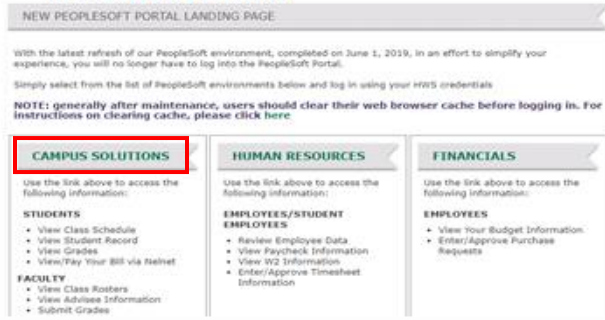
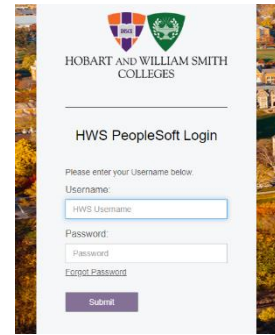


Navigating the Student Center

1. Go to HWS Peoplesoft Portal Landing Page and click on Campus Solutions



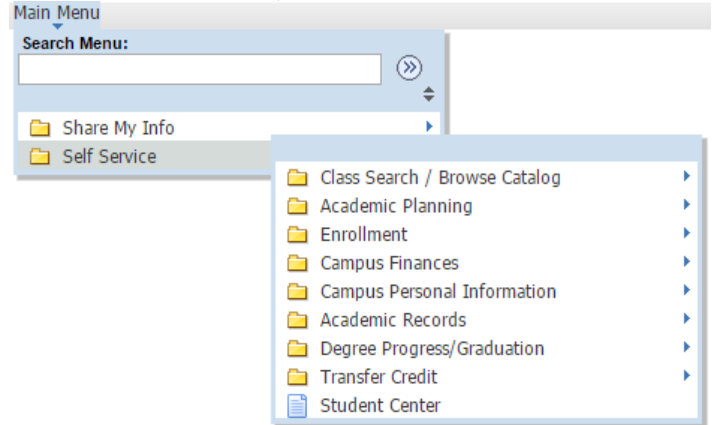
2. Enter your username and password



3. A new window should appear. Click on Main Menu



4. Click on Self Service, then Student Center



5. The Student Center consolidates your information onto one page. Through here you can view your [holds](#), your [schedule for the semester](#), [order your textbooks](#), [current bill and meal plan](#), with many other links to important information you may need for your account.

Order your textbooks here

Barnes & Noble - Buy Books

Holds

Student Acts Transcript Hold

Details

Account Summary

| | |
|----------------------------|-------------|
| Amount Due: | \$3,626.00 |
| Account Balance: | \$33,285.00 |
| Anticipated Financial Aid: | \$29,659.00 |
| Meal Plan: | PULTENEY |